

S&P PRISMSM Index:

A multifaceted approach for stable long-term growth



A New Opportunity for Stable Growth

A long-term strategy should recognize potential market changes and aim to provide steady growth in a variety of environments, including sudden corrections, rising interest rates and increasing inflation. An index designed for today's markets should leverage a variety of strategies – such as diversification, positive momentum and risk control – with the aim to provide consistency.

THE S&P PRISMSM INDEX

Designed by S&P[®] Dow Jones[®] Indices

The S&P PRISM Index is a rules-based index designed for consistent growth through changing market environments.



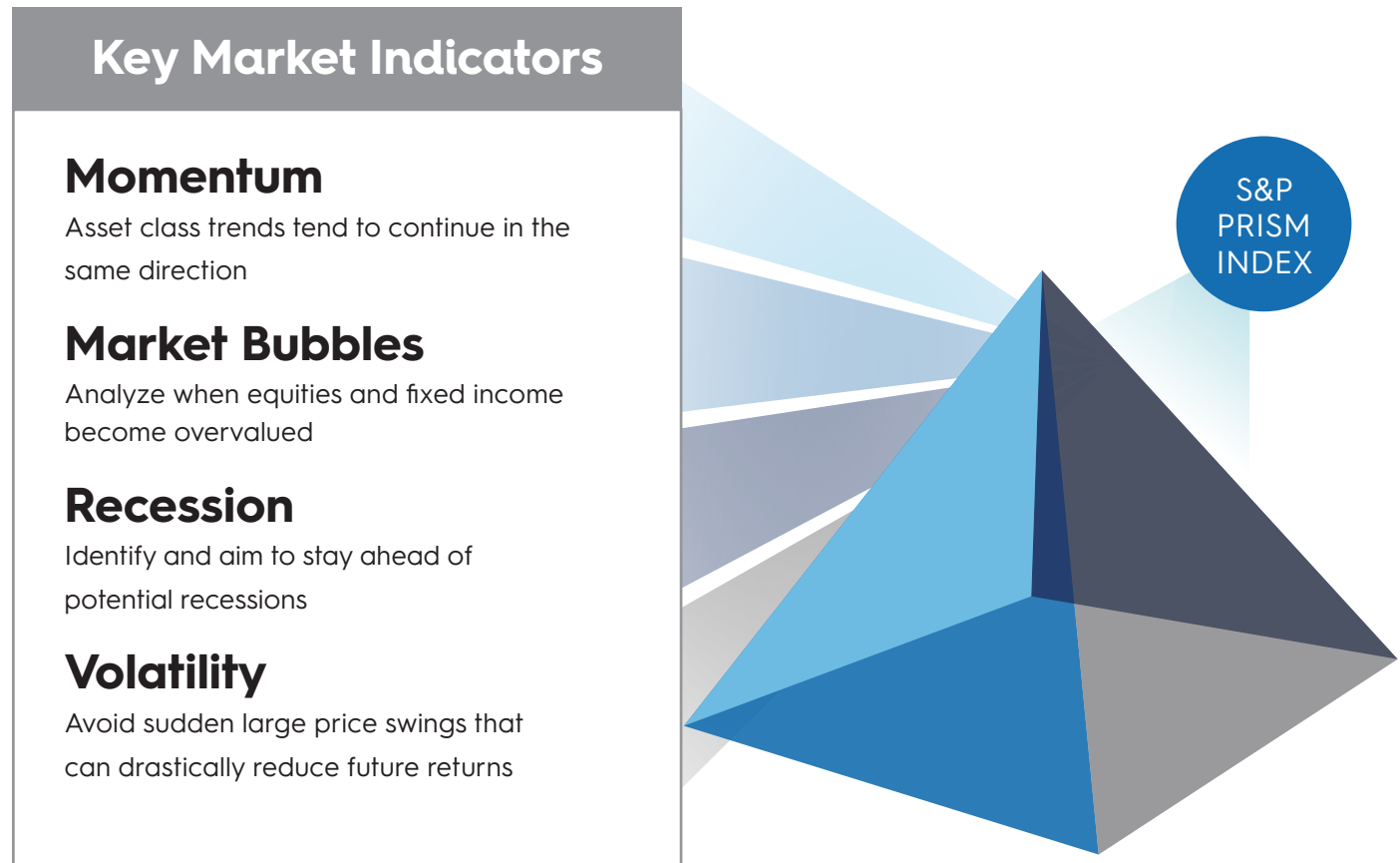
- Over 125 years of experience constructing innovative and transparent solutions
- More assets use S&P indices than any other provider in the world
- More than 1 million indices covering a wide range of strategies

Source: S&P Dow Jones as of 9/30/2022.

This brochure was designed to provide information on the S&P PRISM Index and must be accompanied by the Securian Financial Indexed Universal Life Insurance (IUL) product materials, which contain detailed descriptions of interest crediting options, costs and expenses. Premiums allocated to IUL crediting options are not an investment and do not directly invest in an index. Crediting options provide earnings based on the growth of the underlying index, if any. The Index uses risk control that seeks to provide smoother returns and mitigate sharp market fluctuations. While this can lessen the impact of market downturns, it can also potentially limit upside potential. Not available in all states. The S&P PRISM Index is only one of the index options available. Your client should consider the indices available to determine which are right for their individual circumstances.

Take a Broader View to Navigate Changing Markets

The new S&P PRISMSM Index (PRISM) is designed to look beyond volatility, evaluate a variety of market indicators and strategically allocate for consistent performance.






PRISM applies this broad view to a diversified group of asset classes to identify positive performance in growing and shrinking markets.

Broad Diversification Can Generate Powerful Growth Opportunities

A diversified approach to asset selection can provide opportunities for growth through both traditional and alternative asset classes. PRISM’s diversified asset classes provide the flexibility to adapt to a variety of markets.

Diversified Asset Classes¹

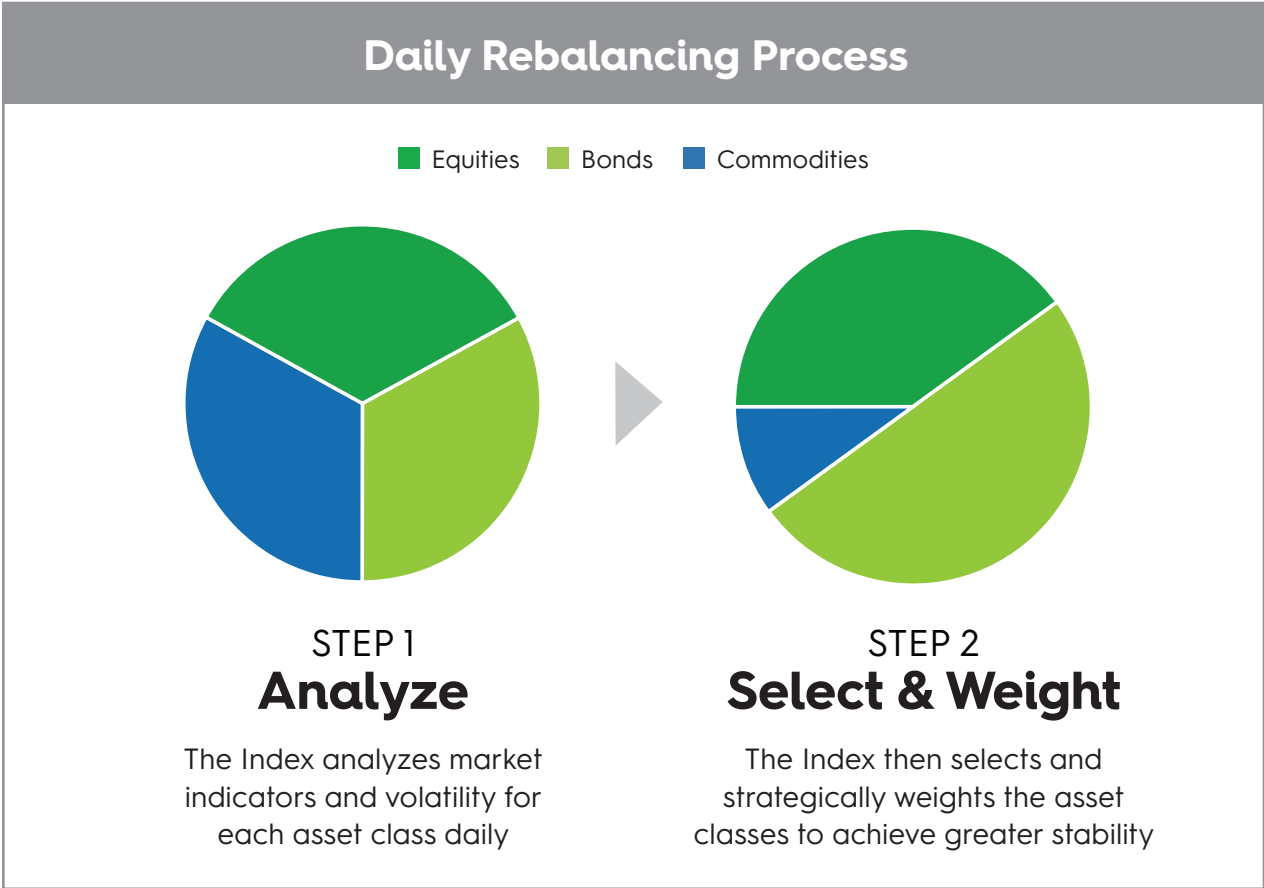
- **Equities**
The S&P 500® Excess Return Index tracks the movement of the 500 largest publicly traded companies in the U.S., minus dividends
- **Bonds**
U.S. Treasuries are a widely tracked fixed income asset and often used as a benchmark for other interest rates
- **Commodities**
Commodities such as oil, gold and corn provide additional growth opportunities beyond traditional equity and fixed income options

¹ Equities are represented by the S&P 500® Excess Return Index, Bonds are represented by S&P 10-year U.S. Treasury Futures Excess Return Index and Commodities are represented by the S&P GSCI Futures Excess Return Index.

PRISM evaluates the asset classes daily across multiple dimensions.
This approach is intended to provide the flexibility to adapt to changing markets.

Daily Rebalancing with the Goal of Capitalizing on Positive Momentum

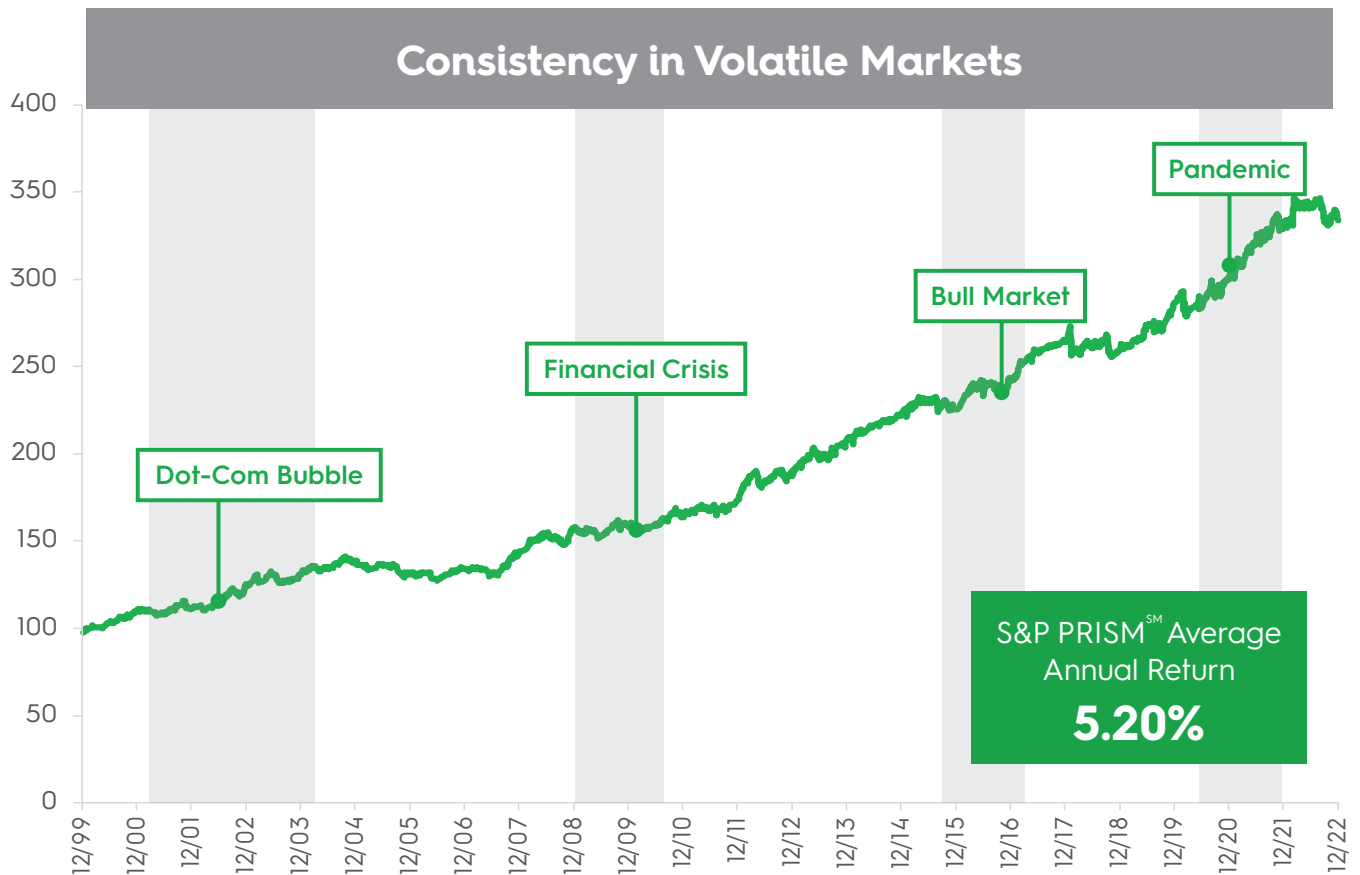
PRISM uses a daily rebalancing process to strategically allocate across the asset classes – taking into account market indicators, risk, and current momentum – helping smooth volatility within the index.



Daily rebalancing and a 5.5% volatility target help limit negative changes and provide consistency when markets are positive or negative.

Smoothing Volatility for Stable Growth

The innovative design of PRISM can be applied to historical markets to demonstrate how the index would have avoided large negative declines during bear markets and provided steady growth with low volatility over the last 20 years.



Source: Standard and Poors from 3/24/99 to 12/31/22. The S&P PRISMSM Index was established on 2/12/18. Information before this date is back-tested by applying the Index methodology, which was designed with the benefit of hindsight, to historical financial data. Back-tested performance is retrospectively calculated, is not actual historical performance, and has been provided for informational purposes only. The index is a rules based strategy and is not actively managed. Live actual returns may differ from, and may be lower or higher than, the back-tested returns. Past performance is not an indication or guarantee of future performance. Please see the performance disclosure at <https://us.spindices.com/regulatory-affairs-disclaimers/> for more information regarding the limitations of back-testing. See <https://us.spindices.com/indices/strategy/sp-prism-index/> for additional information, including the Index methodology, which includes the manner and timing for rebalancing.

The Benefit of Consistent Performance Through Market Cycles

By leveraging a broader view of markets, including indicators of momentum, market bubbles, recessions and volatility, PRISM would have provided consistent growth through up and down markets.

PRISM Index Annual Growth			
Year	Change	Year	Change
2003	5.19%	2013	10.97%
2004	5.59%	2014	6.31%
2005	-5.92%	2015	1.47%
2006	2.46%	2016	6.97%
2007	6.59%	2017	9.69%
2008	10.73%	2018	-1.24%
2009	0.44%	2019	9.64%
2010	4.06%	2020	5.61%
2011	5.29%	2021	10.19%
2012	8.47%	2022	0.35%
Full Period			5.14%

PRISM is designed for consistency through bear markets like **2008** and bull markets like **2013**, when the S&P 500® Index grew 29.60%.²

Source: Standard and Poors from 1/1/03 to 12/31/22. Calendar year returns and compound annual growth rate for full period, the S&P PRISMSM Index was established on 2/12/18. Information before this date is back-tested by applying the Index methodology, which was designed with the benefit of hindsight, to historical financial data. Back-tested performance is retrospectively calculated, is not actual historical performance, and has been provided for informational purposes only. The index is a rules based strategy and is not actively managed. Live actual returns may differ from, and may be lower or higher than, the back-tested returns. Past performance is not an indication or guarantee of future performance. Please see the performance disclosure at <https://us.spindices.com/regulatory-affairs-disclaimers/> for more information regarding the limitations of back-testing. See <https://us.spindices.com/indices/strategy/sp-prism-index> for additional information, including the Index methodology, which includes the manner and timing for rebalancing.

² Source: Standard and Poor's. From 12/31/2012 - 12/31/2013. Dividends excluded (Price Index).

For more information, please contact your financial professional.

The S&P PRISMSM Index is available with Indexed Universal Life Insurance policies from Securian Financial.

The Indexed Universal Life Series is designed to provide life insurance protection. While the interest crediting options available with the product are attractive for cash value accumulation, your fundamental objective in buying this product should be the life insurance protection it provides to you and your family or business.

Life insurance products contain charges, such as Cost of Insurance Charge, Cash Extra Charge, and Additional Agreements Charge (which we refer to as mortality charges), and Premium Charge, Monthly Policy Charge, Policy Issue Charge, Transaction Charge, Index Segment Charge, and Surrender Charge (which we refer to as expense charges). These charges may increase over time, and may contain restrictions, such as surrender periods. Policyholders could lose money in these products.

The "S&P 500 Index" and "S&P PRISM Index" are products of S&P Dow Jones Indices LLC or its affiliates ("SPDJI"), and have been licensed for use by Minnesota Life Insurance Company. Standard & Poor's® and S&P® are registered trademarks of Standard & Poor's Financial Services LLC, a division of S&P Global ("S&P"); Dow Jones® is a registered trademark of Dow Jones Trademark Holdings LLC ("Dow Jones"); and these trademarks have been licensed for use by SPDJI and sublicensed for certain purposes by Minnesota Life Insurance Company ("Minnesota Life"). The Indexed Universal Life Insurance Policy Series ("the Policies") are not sponsored, endorsed, sold or promoted by SPDJI, Dow Jones, S&P, any of their respective affiliates (collectively, "S&P Dow Jones Indices"). S&P Dow Jones Indices does not make any representation or warranty, express or implied, to the owners of the Policies or any member of the public regarding the advisability of investing in securities generally or in the Policies particularly or the ability of the S&P 500 Index or S&P PRISM Index to track general market performance. Past performance of an index is not an indication or guarantee of future results. S&P Dow Jones Indices only relationship to Minnesota Life with respect to the S&P 500 Index and S&P PRISM Index is the licensing of the Indices and certain trademarks, service marks and/or trade names of S&P Dow Jones Indices and/or its licensors. The S&P 500 Index or S&P PRISM Index are determined, composed and calculated by S&P Dow Jones Indices without regard to Minnesota Life or the Policies. S&P Dow Jones Indices has no obligation to take the needs of Minnesota Life or the owners of the Policies into consideration in determining, composing or calculating the S&P 500 Index or S&P PRISM Index. S&P Dow Jones Indices is not responsible for and has not participated in the determination of the prices, and amount of the Policies or the timing of the issuance or sale of the Policies or in the determination or calculation of the equation by which the Policies are to be converted into cash, surrendered or redeemed, as the case may be. S&P Dow Jones Indices has no obligation or liability in connection with the administration, marketing or trading of the Policies. There is no assurance that investment products based on the S&P 500 Index or S&P PRISM Index will accurately track index performance or provide positive investment returns. S&P Dow Jones Indices LLC is not an investment advisor or tax advisor. A tax advisor should be consulted to evaluate the impact of any tax-exempt securities on portfolios and the tax consequences of making any particular investment decision. Inclusion of a security within an index is not a recommendation by S&P Dow Jones Indices to buy, sell, or hold such security, nor is it considered to be investment advice.

NEITHER S&P DOW JONES INDICES NOR THIRD PARTY LICENSOR GUARANTEES THE ADEQUACY, ACCURACY, TIMELINESS AND/OR THE COMPLETENESS OF THE S&P 500 INDEX OR S&P PRISM INDEX OR ANY DATA RELATED THERETO OR ANY COMMUNICATION, INCLUDING BUT NOT LIMITED TO, ORAL OR WRITTEN COMMUNICATION (INCLUDING ELECTRONIC COMMUNICATIONS) WITH RESPECT THERETO. S&P DOW JONES INDICES SHALL NOT BE SUBJECT TO ANY DAMAGES OR LIABILITY FOR ANY ERRORS, OMISSIONS, OR DELAYS THEREIN. S&P DOW JONES INDICES MAKES NO EXPRESS OR IMPLIED WARRANTIES, AND EXPRESSLY DISCLAIMS ALL WARRANTIES, OF MERCHANTABILITY OR FITNESS FOR A PARTICULAR PURPOSE OR USE OR AS TO RESULTS TO BE OBTAINED BY MINNESOTA LIFE, OWNERS OF THE POLICIES, OR ANY OTHER PERSON OR ENTITY FROM THE USE OF THE S&P 500 INDEX OR S&P PRISM INDEX OR WITH RESPECT TO ANY DATA RELATED THERETO. WITHOUT LIMITING ANY OF THE FOREGOING, IN NO EVENT WHATSOEVER SHALL S&P DOW JONES INDICES BE LIABLE FOR ANY INDIRECT, SPECIAL, INCIDENTAL, PUNITIVE, OR CONSEQUENTIAL DAMAGES INCLUDING BUT NOT LIMITED TO, LOSS OF PROFITS, TRADING LOSSES, LOST TIME OR GOODWILL, EVEN IF THEY HAVE BEEN ADVISED OF THE POSSIBILITY OF SUCH DAMAGES, WHETHER IN CONTRACT, TORT, STRICT LIABILITY, OR OTHERWISE. THERE ARE NO THIRD PARTY BENEFICIARIES OF ANY AGREEMENTS OR ARRANGEMENTS BETWEEN S&P DOW JONES INDICES AND MINNESOTA LIFE, OTHER THAN THE LICENSORS OF S&P DOW JONES INDICES.

This is a general communication for informational and educational purposes. The information is not designed or intended to be applicable to any person's individual circumstances. It should not be considered investment advice nor does it constitute a recommendation that anyone engage in (or refrain from) a particular course of action. If you are seeking investment advice or recommendations, please contact your financial professional.

Insurance products are issued by Minnesota Life Insurance Company in all states except New York. In New York, products are issued by Securian Life Insurance Company, a New York authorized insurer. Minnesota Life is not an authorized New York insurer and does not do insurance business in New York. Both companies are headquartered in St. Paul, MN. Product availability and features may vary by state. Each insurer is solely responsible for the financial obligations under the policies or contracts it issues.

Securian Financial is the marketing name for Securian Financial Group, Inc., and its subsidiaries. Minnesota Life Insurance Company and Securian Life Insurance Company are subsidiaries of Securian Financial Group, Inc.

Not a deposit – Not FDIC/NCUA insured – Not insured by any federal government agency – Not guaranteed by any bank or credit union – May go down in value

ICC15-20043, 15-20043 and any state variations; ICC19-20202, 19-20202 and any state variations; ICC15-20035, 15-20035 and any state variations; ICC15-20025, 15-20025 and any state variations; ICC16-20073, 16-20073 and any state variations; ICC19-20204, 19-20204 and any state variations; ICC12-140, 12-140 and any state variations; ICC15-20044, 15-20044 and any state variations.



[securian.com](https://www.securian.com)

400 Robert Street North, St. Paul, MN 55101-2098
©2023 Securian Financial Group, Inc. All rights reserved.

Rev 5-2023 F98724 DOFU 10-2022
2447818